

RIO | oslo

TAURUS

LED Module

M1



TAURUS M1 :

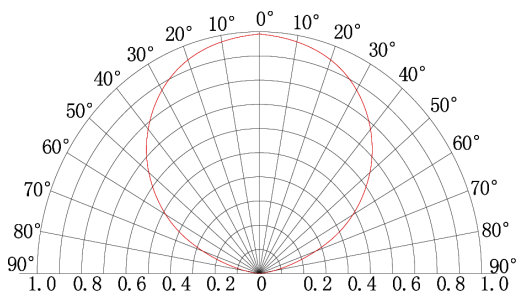
The Taurus M1 line of Flex Light LED product from illuminFx is a perfect solution for hard to light applications. Great for sign illumination, these high brightness, low wattage LEDs are easy to position and install. They produce uniform brightness in a long lasting waterproof package. Perfect for backlit signs from 3-8 inch depths.

- IP65 waterproof 5050 LED.
- 2 year warranty

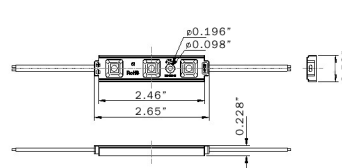
SPECIFICATIONS

Housing	Injection molded PVC
Input Voltage	12V DC
Length	20 modules / 2 modules per foot / 10 ft Modules 6" on center 3.5" of wire between modules
Lifespan	50,000 hours
Working Temp	-40°C—50°C
Max Connection	20 modules
IP Rating	IP 65
Mounting Method	3M adhesive tape Provided No 2 316 Screw

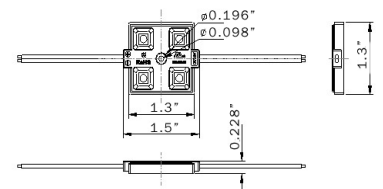
Light Distribution



M1-31D



M1-41D



Model Number	LED Type	Color	Beam Angle	Wattage/Module	Max run Wattage	Cord Termination	LUM Flux/module
M1-31D-WW	SMD5050	Warm White 2800-3200	120	0.65	13W	2-wire	33
M1-31D-CW	SMD5050	Cool White 5500-6500	120	0.65	13W	2-wire	52
M1-31D-B	SMD5050	Blue	120	0.65	13W	2-wire	7
M1-31D-G	SMD5050	Green	120	0.65	13W	2-wire	33
M1-31D-R	SMD5050	Red	120	0.65	13W	2-wire	15
M1-41D-X	SMD5050	RGB	120	0.8	16W	4-wire	Variable