

Flex Light

Standard
Brightness

SLIMFLEX

SFT35-60






SLIMFLEX



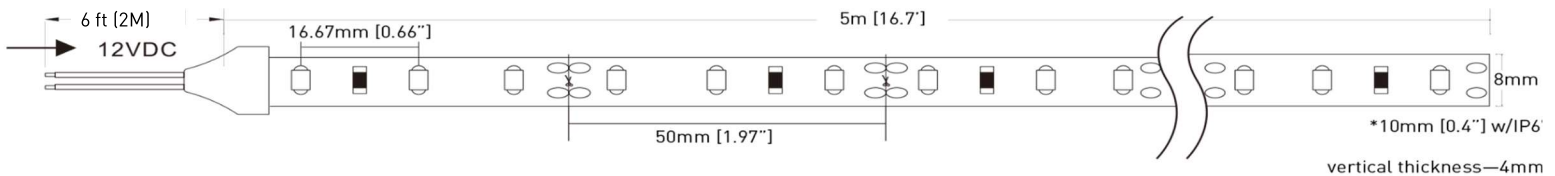
Top bending SlimFlex is a Flexible, low profile linear lighting product which is perfect for applications requiring even illumination along a linear distance, like caps on seating walls, counter edges, steps, undercabinet, inside cabinet, deck railings and countless other applications.

- Features Designed for Professional Installation
- UL Listed
- Top bending
- Max run 32.9 Ft
- 2" cutting interval
- 2M (78") Lead wire
- Indoor and outdoor models available

SPECIFICATIONS

Wattage	1.45W/ft 4.8W/M
Input Voltage	12VDC
Efficacy	75 LM/W @3000K
Color temp.	2800K 3000K 4000K 5000K Blue
Cutting Interval	50mm ~2"
LEDs/meter	60
Lumens	2800K - 109LM/ft 3000K - 109LM/ft 4000K - 119LM/ft 6500K - 122LM/ft
CRI	90+
Max run:	32.9 ft 10M
PCB Width	8mm
Environment	IP20  IP67  IP68 
Dimmable:	Yes
Warranty:	5 Years indoor 3 years Outdoor

DIMENSIONS



ORDERING GUIDE

SERIES	LEDs/M	INPUT VOLTS	CCT	IP RATING	REEL PKG LENGTH
SFT35	60	1	928	68	10M
SFT35	60	1 - 12VDC	924 - 2400K	20 - IP20 Indoor	5M - 5M length
			928 - 2800K	67 - IP67 Outdoor	10M - 10M length
		930 - 3000K	68 - Outdoor Waterproof	CSTM - Custom Length	
		940 - 4000K			
		965 - 6500K			
			B - Single Color Blue		

illuminfx reserves the right to make changes to specifications at any time with or without notice



illuminfx Lighting Systems
 22 Harcourt Road | Rochester, NY 14606 USA
 www.illuminfx.com | info@illuminfx.com | 585-254-8010
 SFT35 60 Draft